

Hydrosense Ltd, Pinnacle House, Mill Road Industrial Estate, Linlithgow, Scotland EH49 7SF

Tel: +44 (0) 1506 841804

Email: info@albagaia.com

Web: hydrosense-legionella.com

HYDROSENSE PRO LEGIONELLA PNEUMOPHILA TEST REPORT

Complete the relevant sections for each test carried out.

PART 1 of 4 – DETAILS

Site:

Address:

Date of test: Time of test:

Batch number:

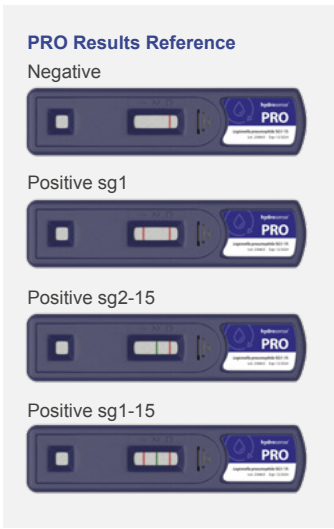
Sample Location:

Sample Point:

Outlet: Hot Cold Mixed

System Type: Domestic Cooling Process Pool/Spa

Sample Water Temperature:



* Any distinct line, no matter how faint, should be considered to be a positive result.

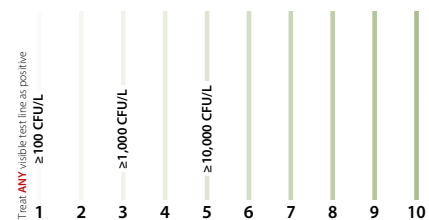
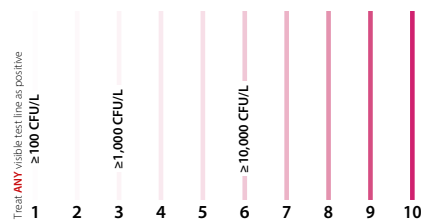
† A negative test means *legionella pneumophila* has not been detected. A negative test does not mean the system is free from the risks associated with Legionella bacteria.

PART 2 of 4 – RESULTS

Hydrosense PRO	✓
Negative†	
Positive sg1	
Positive sg2-15	

PART 3 of 4 – SCORE CARD HAZARD INDEX READING (1-10)

If a line is present, tick the box that matches the test result*. For colour comparison only use the score card supplied with the test kit.



Hydrosense Ltd, Pinnacle House, Mill Road Industrial Estate, Linlithgow, Scotland EH49 7SF


Tel: +44 (0) 1506 841804

Email: info@albagaia.com

Web: hydrosense-legionella.com

PART 4 of 4 – IMAGE

Insert image of test window showing result (or attach an image to this report):



Notes:

.....

Company:

Name:

Date:

Signature: